

INFOGRAPHIC: U.S. HEALTHCARE SPENDING

Improving our healthcare system to deliver better quality care at lower cost is critically important to our nation's long-term economic and fiscal well-being.

The rising cost of healthcare is one of the key drivers of our growing national debt, which crowds out important investments in our future economy, including priority areas like education, research, and development, and infrastructure.

Although the United States spends significantly more per person on healthcare than other industrialized nations, our health outcomes are no better – and often worse.

As lawmakers consider changes to healthcare reform, the infographic below highlights some key facts about the American healthcare system. To learn more about possible policy options, see [our discussion of healthcare solutions](#) or visit the [Peterson Center on Healthcare](#).



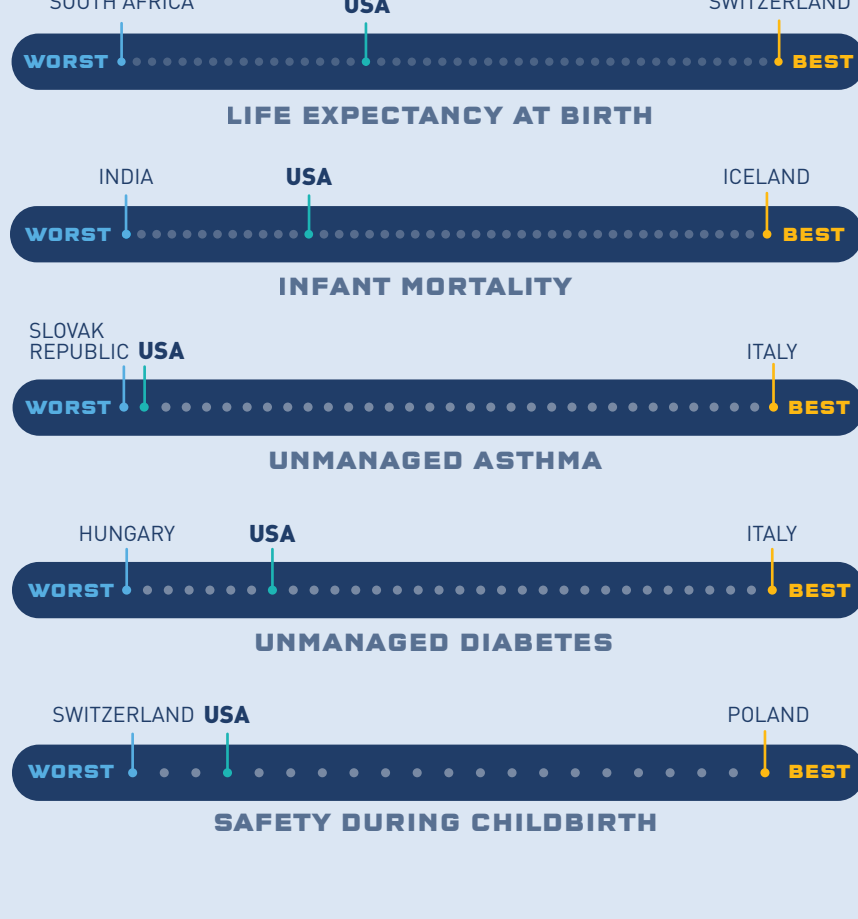

IMPROVING OUR HEALTHCARE SYSTEM IS CRITICALLY IMPORTANT TO OUR NATION'S LONG-TERM ECONOMIC AND FISCAL WELL-BEING.

TOTAL HEALTHCARE SPENDING (PUBLIC & PRIVATE) IS PROJECTED TO RISE TO ONE-FIFTH OF THE ECONOMY BY 2025.

UNITED STATES PER CAPITA
HEALTHCARE SPENDING
IS MORE THAN
2X
THE AVERAGE OF OTHER
DEVELOPED COUNTRIES

HEALTHCARE COSTS PER CAPITA		
	USA	\$9,024
	OECD AVERAGE	\$3,620
	SWITZERLAND	\$6,787
	GERMANY	\$5,119
	SWEDEN	\$5,003
	CANADA	\$4,506
	FRANCE	\$4,367
	AUSTRALIA	\$4,177
	JAPAN	\$4,152
	UNITED KINGDOM	\$3,971
	ITALY	\$3,207

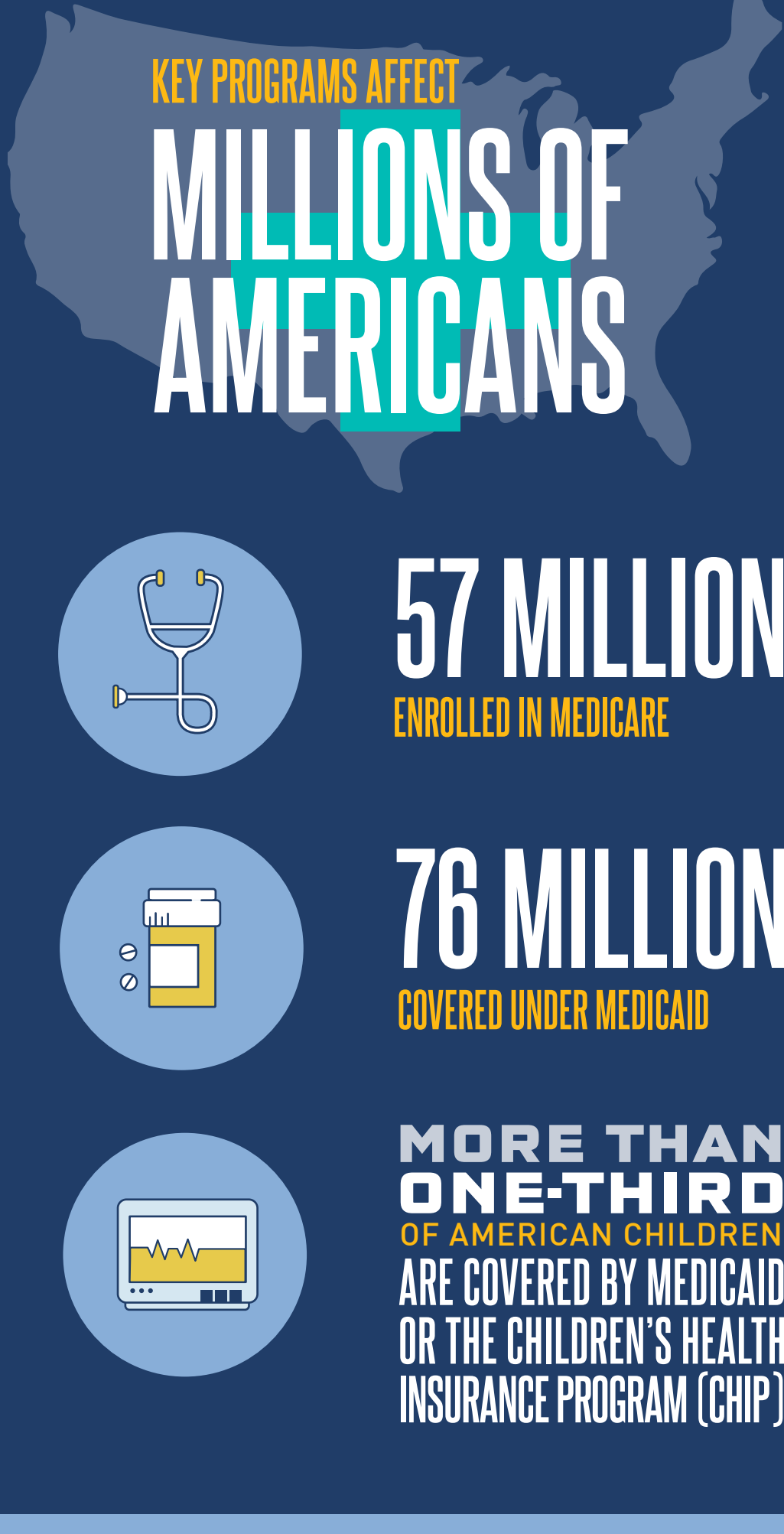
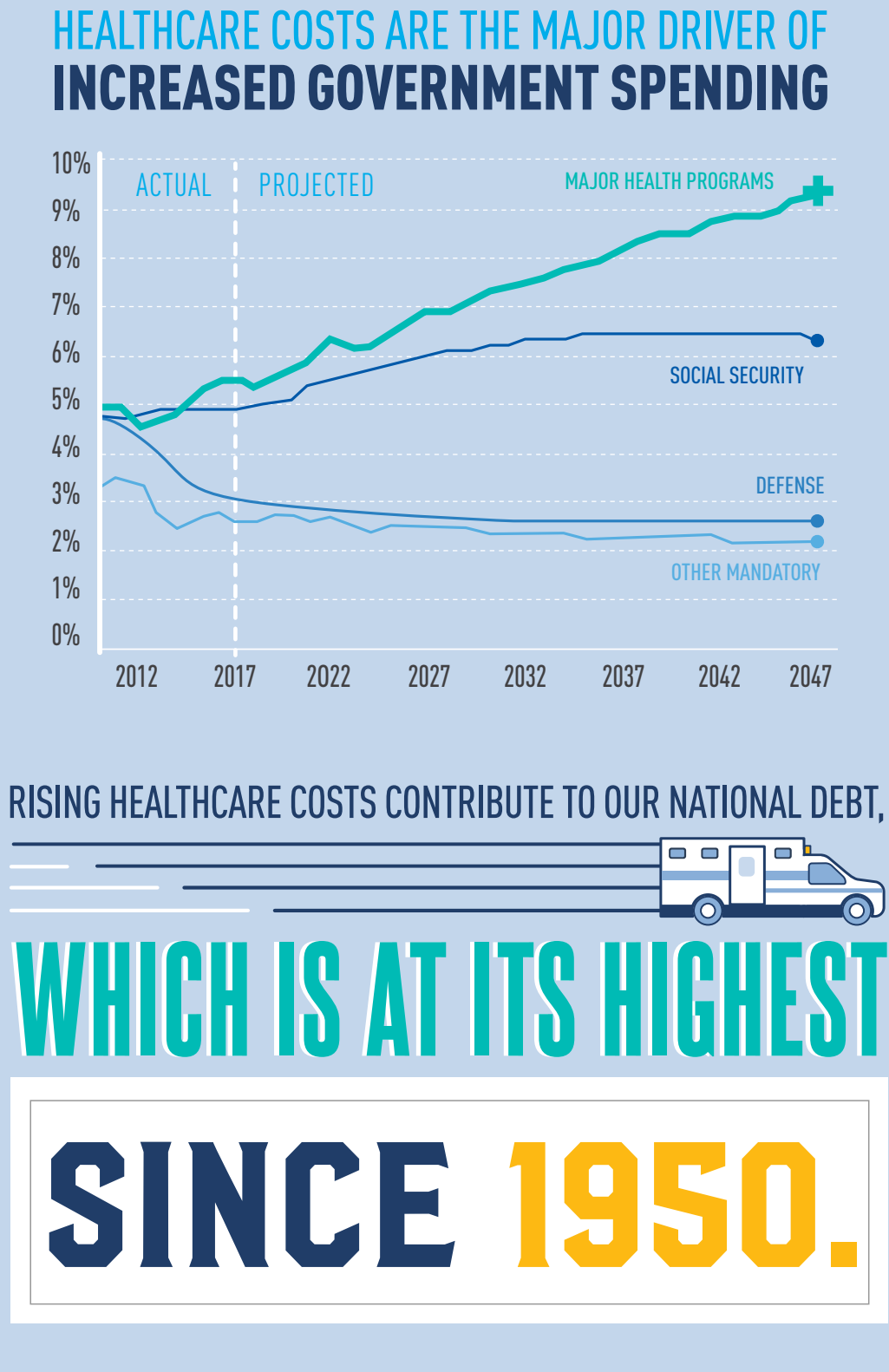
YET, AMERICA'S HEALTH OUTCOMES
ARE GENERALLY NO BETTER THAN
THOSE OF OUR PEERS, AND IN SOME CASES
ARE WORSE.



THE INSTITUTE OF MEDICINE HAS ESTIMATED THAT
30% OF TOTAL
HEALTHCARE
SPENDING
GOES TO UNNECESSARY,
INEFFECTIVE,
OVERPRICED & WASTEFUL SERVICES.



THAT'S \$765 BILLION.
THAT WASTE ALONE IN U.S. HEALTHCARE IS
MORE THAN WE SPEND ON K-12 EDUCATION.



MANY ANALYSTS BELIEVE THAT THERE ARE SUBSTANTIAL OPPORTUNITIES
FOR THE U.S. TO MAINTAIN OR
IMPROVE OUR HEALTH OUTCOMES,
BUT AT LOWER COST.